

Kett

SCIENCE OF SENSING

Riceter **f** Series

Grain Moisture Tester



Photo : Riceter model f 501

KETT ELECTRIC LABORATORY

Riceter f Series Grain Moisture Tester

True Value for Money

The world's largest selling pocket-sized grain moisture tester.

Kett was the first company in Japan to develop a practical grain moisture tester. Since that time, we have relentlessly pursued the further development of grain moisture testers. The compact, light weight family of riceter moisture testers began with the introduction of the Riceter model I in 1961. The Riceter has continued to evolve through a series of models such as the II, 2, 3, D, L, E, J and m. Recently Kett has introduced the newest generation, the Riceter-f. The Riceter-f is a completely new design based upon the extensive know-how that Kett has accumulated with the Riceter series. The Riceter-f was designed to be an even more reliable moisture tester providing even greater ease of use. Kett believes that an excellent measuring device must be both reliable and easy to use. The Riceter-f is the fulfillment of Kett's commitment to produce reliable, easy-to-use products.

Special Features:

Easy Operation & Comfortable Design

The number of operating switches has been kept to a minimum in order to make operation as simple as possible. In addition, the main unit has been made as small as possible and designed with a curved shape which is comfortable in the user's hands, thus making it easy to hold even for user's with small hands.

Easier Sample Grinding with a Metal Handle

The adoption of a metal handle has made it possible to design an integrated measurement handle and pressure screw. Because the pressure screw is manufactured from a resin with excellent self-lubricant properties, samples can be ground smoothly and with light pressure. This design eliminates unnecessary stress on the user's wrist, thus making it easier to use. This also results in greatly reduced load when measuring large volumes of samples.

LCD Display with Backlight

The Riceter-f features an illuminated LCD display. Furthermore, measurement values are displayed with 15mm characters, thus making the display easy to read in even dark places.

Measures 6 Types of Samples

Milled and brown rice, wheat, barley, rye, paddy can be measured by selectable with a single button.

Average Moisture Content Display

Pressing the Average Button after completing measurements displays the average of the measured moisture content values.

Automatic Temperature Correction Functions

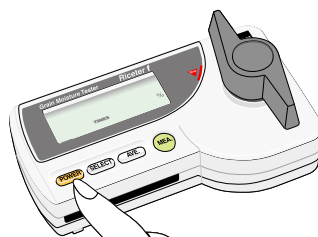
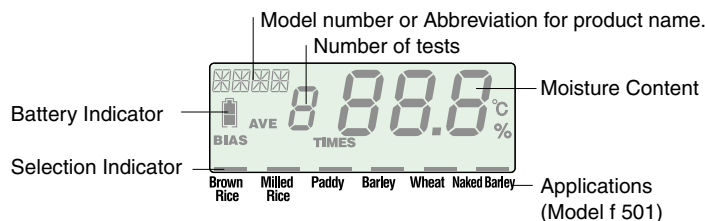
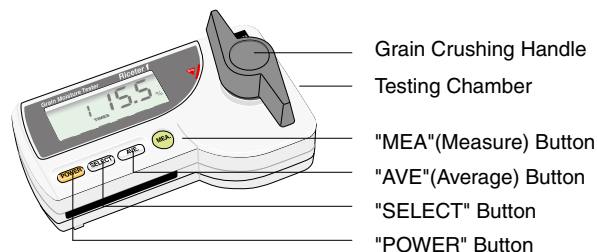
The reliability and response of the correction functions have been further improved. Stable correction functions are performed completely automatically.

Riceter f Specifications

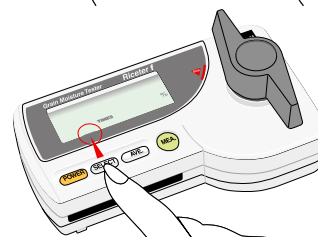
Measuring Principle	Electric Resistance
Applications (Depends upon model version)	Milled and brown rice, paddy, paddy in dryer, wheat, barley, naked barley, oats, rapeseed,
Measurement Ranges (Depends upon model version)	Brown rice : 11 ~ 20% Milled rice : 11 ~ 20% Paddy : 11 ~ 30% Barley : 10 ~ 30% Naked Barley : 10 ~ 20% Wheat : 10 ~ 30% (Example of Riceter model f 501)
Measuring Accuracy	0.5% (Standard Error of Calibration) , 10 ~ 20%
Display Format	LCD with backlight illuminator
Temperature Correction	Automatic temperature correction using a thermistor
Automatic Temperature Correction	Automatic temperature correction is programmed to main unit. Sample temperature correction is applicable to samples with moisture contents of 20% or below automatically.
Power Supply	1.5V (size AA) batteries x 4
Dimensions and Weight	164(W) x 94 (D) x 65 (H)mm, approx 445g Net
Accessories	Sample pans (2), brush, spoon with tweezers, rice husker, size AA batteries (4), user's manual, carrying case.
Option	Checker Kit (Depends upon model version)

※Other model Riceter f 500 Series are available.

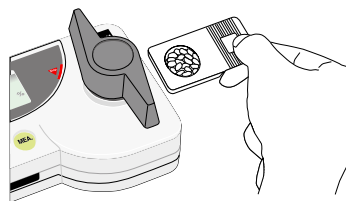
Example : Rice Moisture Tester model f 512 is for Rice and Paddy.



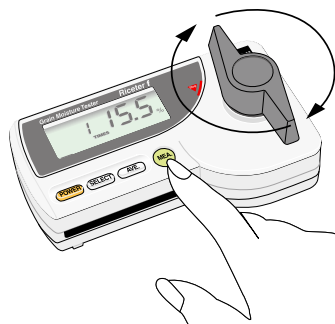
1 First, confirm that the figures "8 TIMES 88.8%" and several other marks appear when the "POWER" button is pressed with your finger. Should the figures not appear, or batterie mark appear, the batteries are exhausted. Replace all of the batteries with new ones, according to the diagram illustrated in the battery chamber.



2 Press the "SELECT" button and repeat until the Selection Indicator of the sample you wish to test appears at the bottom of the display.



3 Take one spoonful of the grain to be measured, and place it evenly in one layer in the Sampling Tray. NOTE: Sort out unripe or degenerated grains from the tray in order to avoid error.



4 Rotate the Crushing Handle counterclockwise, and fully insert the Sampling Tray into the Testing Chamber. Fully rotate the Crushing Handle until stop is reached, so that the sample may be well crushed. Press the "MEA" (Measure) button, the most reliable moisture content is then displayed to be read directly without using any conversion tables.

Kett

KETT ELECTRIC LABORATORY

1-8-1 Minami-Magome Ota-ku, Tokyo 143-8507, Japan

Tel. +81-3-3776-1121 Fax. +81-3-3772-3001 URL <http://www.kett.co.jp/> E-mail oversaes@kett.co.jp

ISO 9001



1206.KA.0201.005K